



This classic knit jersey is combed for softness and available in several team colors.

- 5.1-ounce, 100% ring spun combed cotton
- Colorblock sleeves and rib knit crewneck
- 3/4 raglan sleeves

CARE INSTRUCTIONS

Machine wash cold, gentle cycle. Only non-chlorine bleach when needed. Tumble dry low, do not iron.



front



back

HOW TO MEASURE
















CHEST

With arms down at sides, measure around the upper body, under arms and over the fullest part of the chest.

SIZE CHART

	XS	S	M	L	XL	3XL	4XL	5XL
Chest	30-32	33-36	37-40	41-43	44-46	50-53	54-57	58-60

COLOR INFORMATION

										
Carolina Blue/Navy PMS NO MATCH	Gold/Navy PMS 137 C	Heather Grey/Black PMS 442 C	Heather Grey/Navy PMS 533 C	White/Black PMS 426 C	White/Cardinal PMS 504 C	White/Forest PMS 560 C	White/Gold PMS 167 C	White/Maroon PMS 505 C	White/Navy PMS 533 C	White/Purple PMS 7679 C
										
White/Red PMS 200 C	White/Royal PMS 7686 C									