



Slouch Beanie DT618




This beanie is no slouch when it comes to amping up your look.

- 55/45 acrylic/poly
- 30/70 acrylic/poly (Light Grey Heather)
- 100% cotton (Dip Dye)



front

HOW TO MEASURE





HATS
Measure the circumference around the head, above the eyebrow and at the widest part of the head. Divide number by 3.14 for hat size.


SIZE CHART


	OSFA
Hats	OSFA


COLOR INFORMATION



Black Dip Dye
PMS PATTERNED



Charcoal Heather
PMS Heathered


Dark Fuchsia
Heather
PMS Heathered


Eggplant Dip Dye
PMS PATTERNED


Forest Green
Heather
PMS Heathered


Light Grey
Heather
PMS Heathered


Navy Dip Dye
PMS PATTERNED