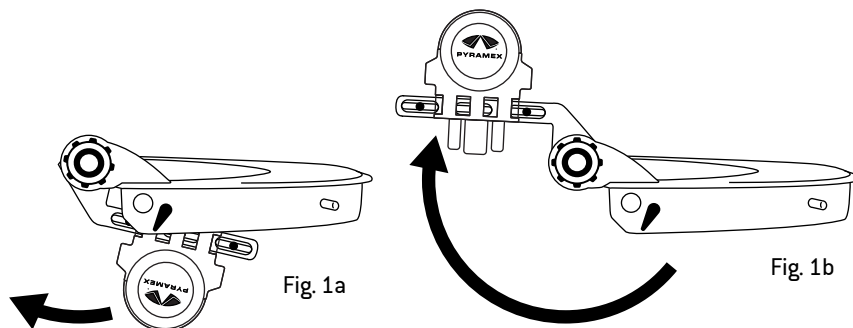


Pyramex Cap Mounted Bracket User Instructions

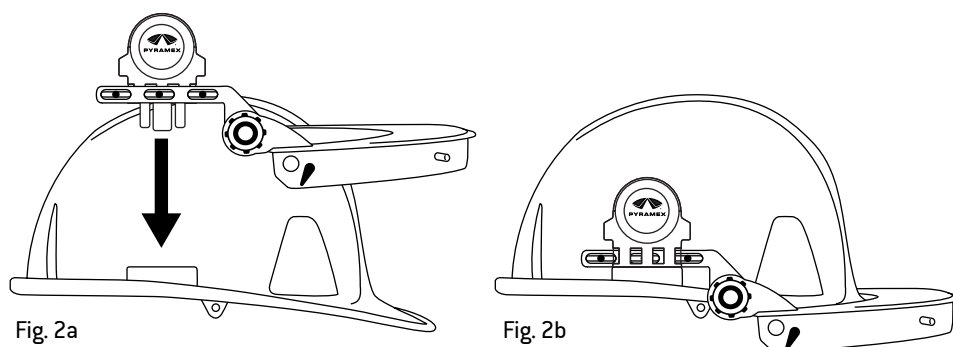


- 1 Remove bracket from packaging and rotate the cap mounted adapters until the adapters are in the position shown in Fig. 1b.



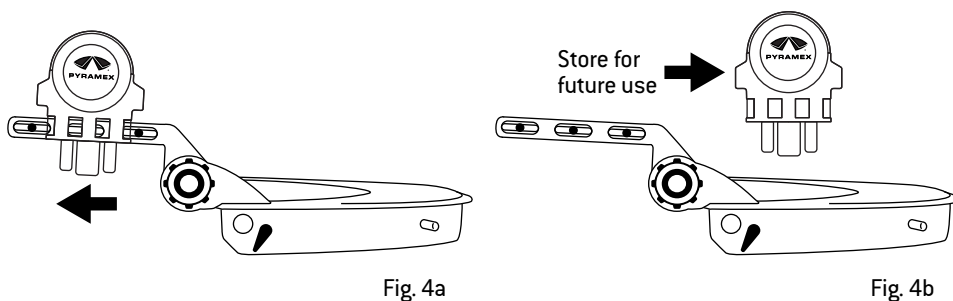
Using the Pyramex Cap Mounted Bracket without Cap Mounted Ear Muffs

- 2 Insert the cap mounted adapters into hard hat's slots as shown in Fig. 2b.
- 3 Installation is complete and ready for visor installation.

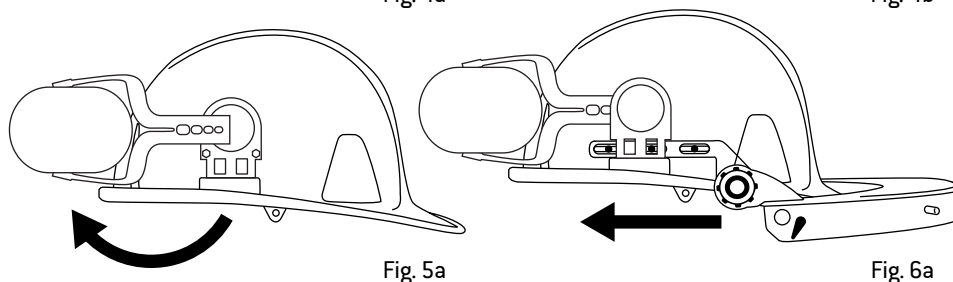


Using the Pyramex Cap Mounted Bracket with Cap Mounted Ear Muffs

- 4 After rotating the cap mounted adapters as shown in Fig. 4a, remove the adapter and store for future use.



- 5 Rotate the cap mounted ear muff to the back position as shown in Fig. 5a.



- 6 Slide the bracket through the cap mounted ear muff adapter as shown in Fig. 6a.